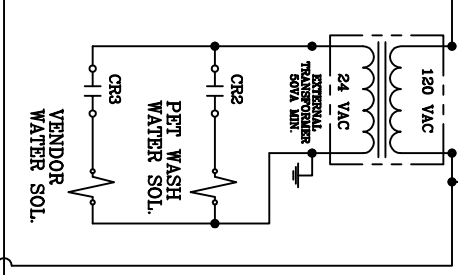
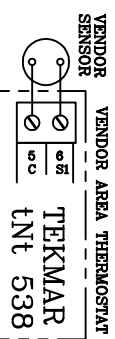
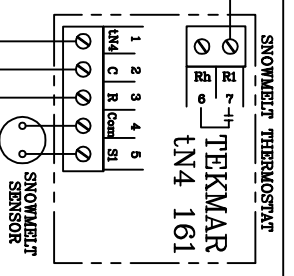
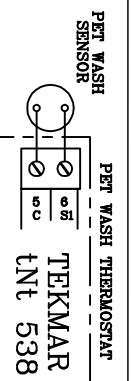
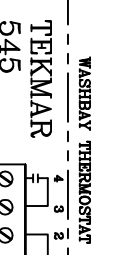
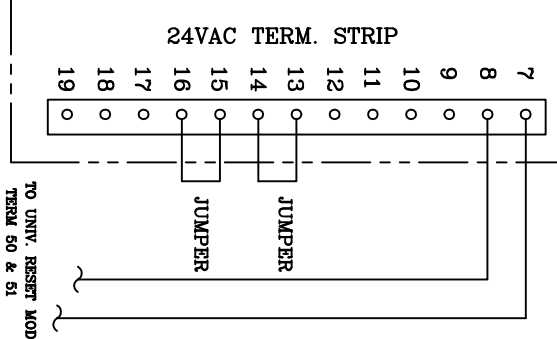
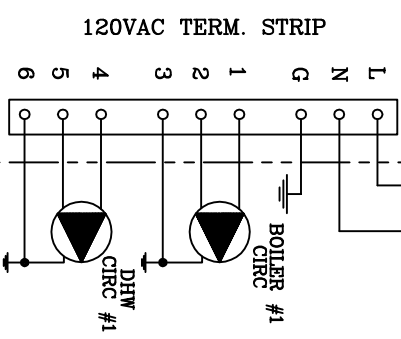


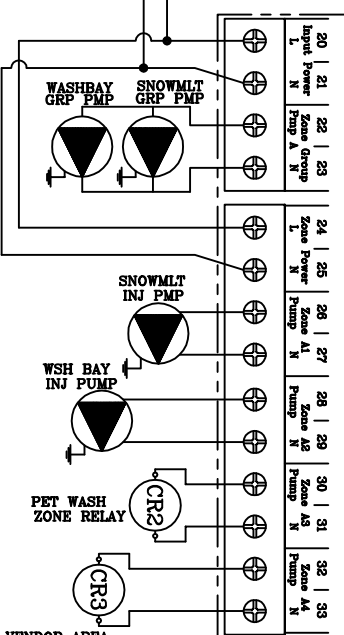
120 VAC, 15A  
BOILERS CIRCUIT  
L O N

120 VAC, 15A  
DEVICE CIRCUIT  
L O N

PRESTIGE  
SOLO 175  
BOILER  
#1



CONSTANT CIRC  
PUMPS MANUAL  
SWITCH



INTERCONNECT  
PER-THERM LEADS  
TO UNIV. RESET MODULE

- NOTES:
- 1) WIRING PER MANUFACTURERS' INSTRUCTIONS.
  - 2) IN CANADA, ALL FIELD WIRING MUST COMPLY WITH CSA C22.1 CANADIAN ELECTRICAL CODE PART 1, AND ANY OTHER LOCAL CODES.
  - 3) CR1 = SPDT, 120VAC COIL, 10A CONTACT
  - 4) CR2, CR3 = SPDT, 120VAC COIL, 5A CONTACT

THIS DRAWING IS THE  
EXCLUSIVE PROPERTY OF  
HYDRONIC SOLUTIONS INC.  
AND IS NOT TO BE REPRODUCED  
OR DISCLOSED WITHOUT  
THE PRIOR WRITTEN  
PERMISSION OF  
HYDRONIC SOLUTIONS INC.

DRN. S.L.	DATE DEC 13/07
ENGR. S.L.	DATE DEC 13/07
CHKD.	DATE
APPR.	DATE
REL.	DATE

FILENAME	
B/W NO.	

TITLE  
CAR WASH  
WIRING INTERCONNECT

HYDRONIC SOLUTIONS INC.  
7201 LINE 86, RR#3  
WALLENSTEIN, ON, N0B 2S0

DRN. NO. E-CWASH/A

SCALE: NTS

SHEET 1 OF 2